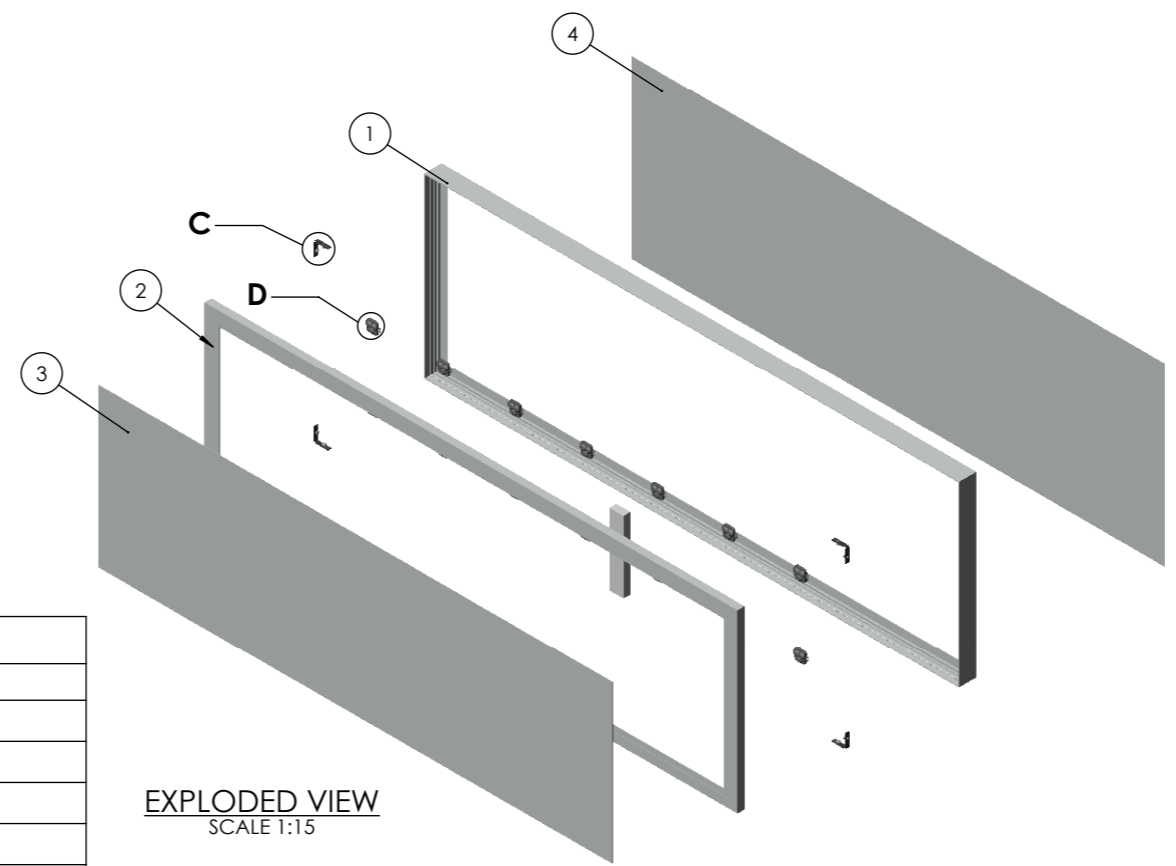
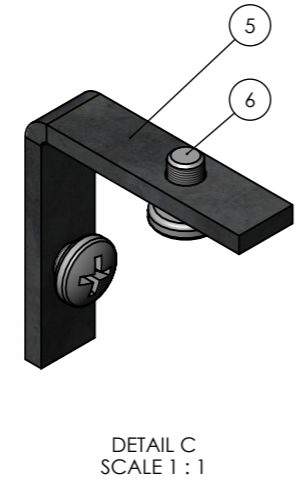
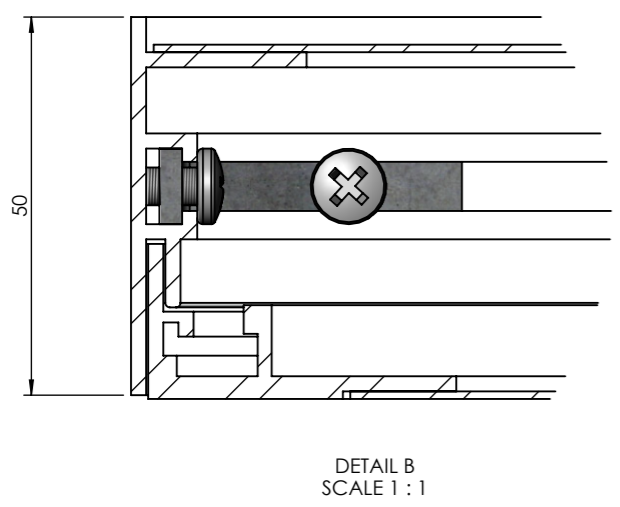

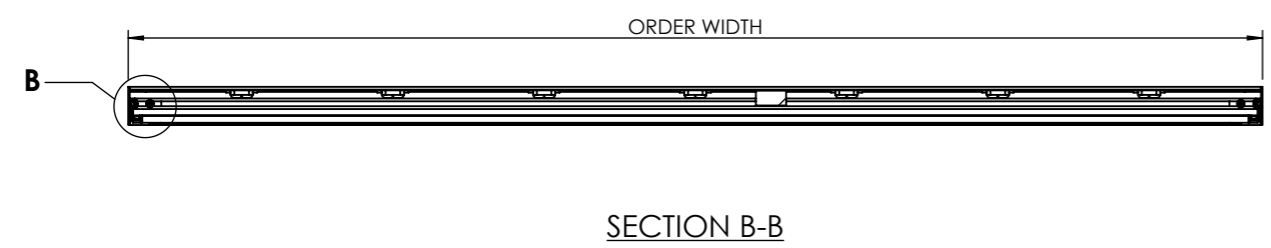
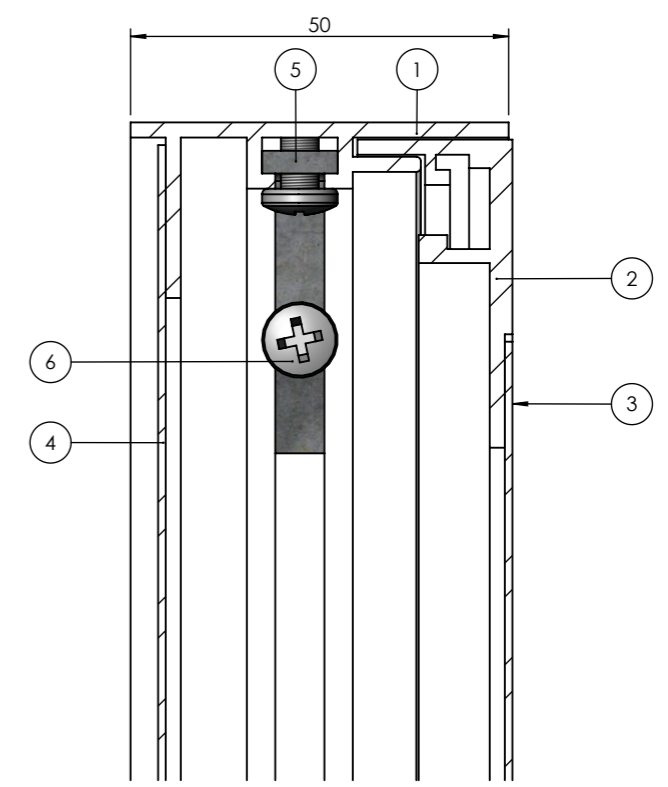
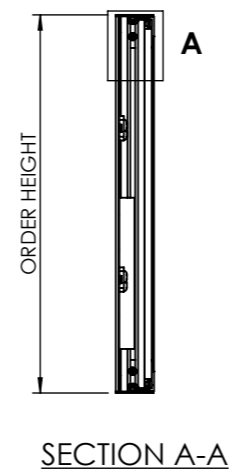
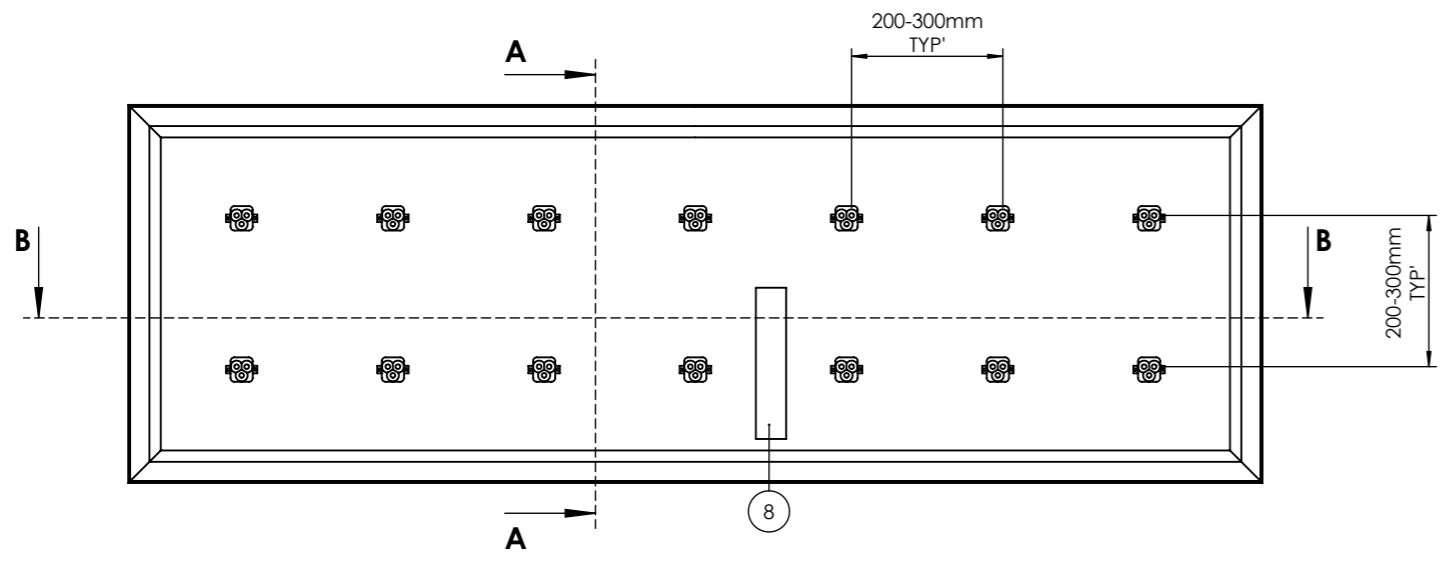


DO NOT SCALE
IF IN DOUBT ASK



BILL OF MATERIALS SLIMCASE 50				
ITEM NO.	DRAWING No/REF	QTY	FINISH	NOTES
1	SLIMCASE 50 REAR FRAME	1		
2	SLIMCASE 50 FRONT FRAME	1		
3	FRONT FASCIA	1		
4	BLANKING PLATE	1		1-3mm THICKNESS RANGE
5	FIXING BRACKET	4		
6	M5x8 - POZI	8	BZP	
7	LED MODULE ASSEMBLY	AS REQ'		200-300mm GRID FORMATION
8	LED CONVERTER	1		

REV.	DATE	DESCRIPTION	BY

THIS DRAWING IS THE PROPERTY OF KSUK LTD AND MAY NOT BE COPIED IN WHOLE OR IN PART OR USED FOR ANY OTHER PURPOSE THAN THAT FOR WHICH IT IS SUPPLIED

GENERAL TOLERANCES UNLESS OTHERWISE STATED
 0 DECIMAL PLACES +/- 1mm
 1 DECIMAL PLACE +/- 0.5mm
 2 DECIMAL PLACES +/- 0.15mm
 ANGULAR DIMENSIONS +/- 1/2°

KSUK®

T 0121 783 0779, F 0121 783 1334
 KSUK, Unit 6 Valepits Road, Garrets Green Industrial Estate, Birmingham, West Midlands, B33 0TD

DRAWING TITLE: SLIMCASE 50
 PRODUCT RANGE: SLIMCASE
 PROJECT No: IDS-236 DATE: 20-03-19
 PAPER: A3 DRAWN: R.L. CHKD: -
 SCALE: N.T.S DWG No.: IDS-236-010 REV: -